

Child Protection AoR Localization Dashboard - Myanmar

January – June 2023

Published on: 14 December 2023



Objective:

This dashboard has been developed for tracking progress of Child Protection AoR towards localization. The dashboard will also sensitize child protection AoR in Myanmar to issues of localization and provide the basis to create an action plan towards increasing meaningful participation of local and national actors.

Methodology:

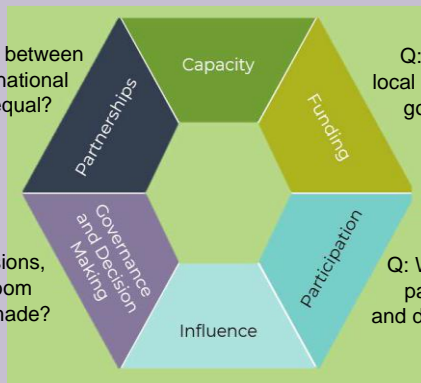
- Over 40 CP AoR partners were invited to participate in a survey in October 2023.
- Survey period: January – June 2023
- Survey was conducted around 5 pillars – Governance and decision making, Influence and Participation, Partnerships, Funding, Institutional capacity.

Conceptualization of localization in the survey:

Q: Is there collaboration in the coordination group to collectively address the capacity issues that are faced by partners?

Q: Are partnerships between international and national organizations equal?

Q: Who makes decisions, and who is in the room when decisions are made?



Q: Does funding go directly to local and national actors, or is it just going to international actors?

Q: Who actually has power to participate in coordination and decision-making processes?

Q: Who actually has power to influence in coordination and decision-making processes?

28

Responses

17

Local/National NGOs

10

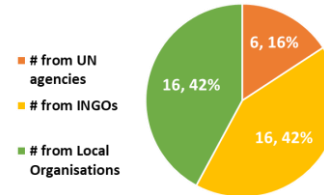
INGOs

1

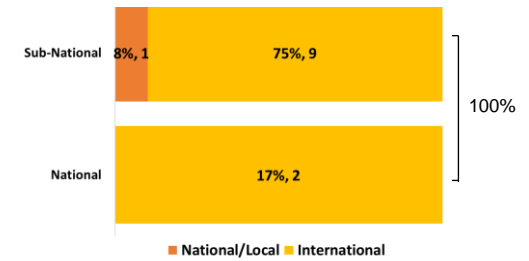
UN Agency

Governance and Decision Making

Membership by different partners in CP AoR



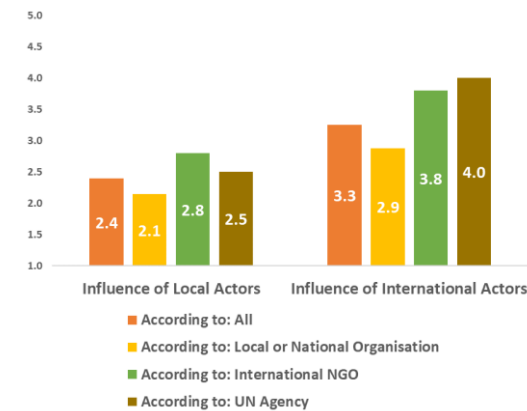
Leadership scenario in National and Subnational Level



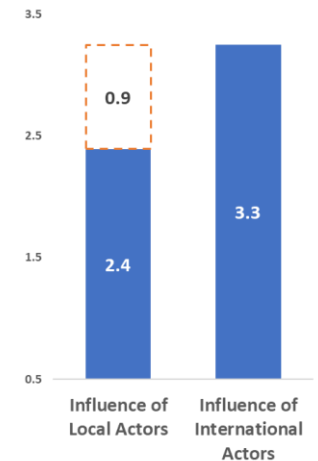
Influence

The Ask: On a scale of 1 to 5, how much influence do different organizations have in the CP AoR, where 1 = No influence, 2 = Limited influence, 3 = Moderate influence, 4 = Influential, 5 = Very highly influential

Perception of Influence Level of Different Actors According to the Actors



Influence Gap



Child Protection AoR Localization Dashboard - Myanmar

January – June 2023

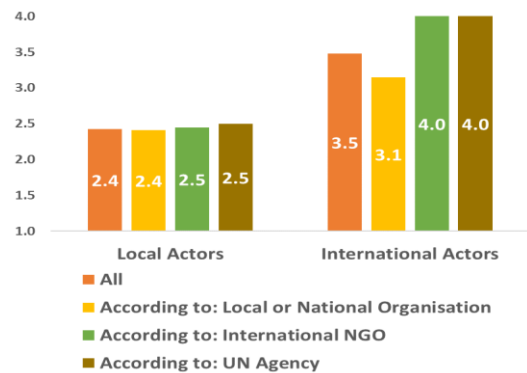
Published on: 14 December 2023



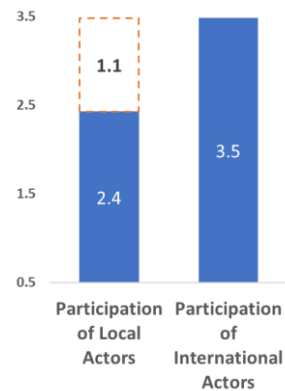
Participation

The Ask: On a scale of 1 to 5, how much do different organizations participate in CP AoR where, 1 = No participation, 2 = Limited participation, 3 = Moderate participation, 4 = High participation, 5 = Very high participation

Perception of Participation Level of Different Actors According to the Actors



Participation Gap



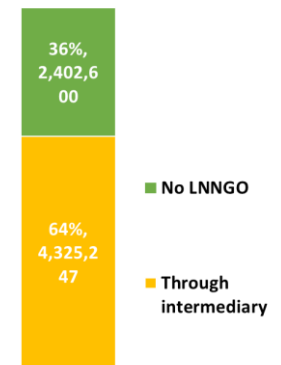
Funding

Around **5 in every 10 Children** were reached by Local/National Actors (Based on 5Ws reporting 2023)

Total Children reached by Local/National actors **102,923 (49%)**



Funding to Local and National NGOs, in USD



0% fund were reported from Direct Donor to Local/National NGOs

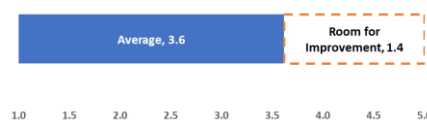
Partnerships

Perception of Partnership with L/NGOs by Type of Actors



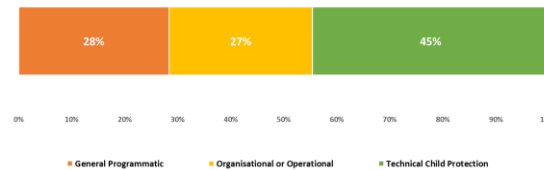
92%
12 out of 13 international actors identified in the survey working with L/NGOs

Quality of partnership

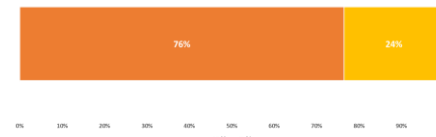


Funding

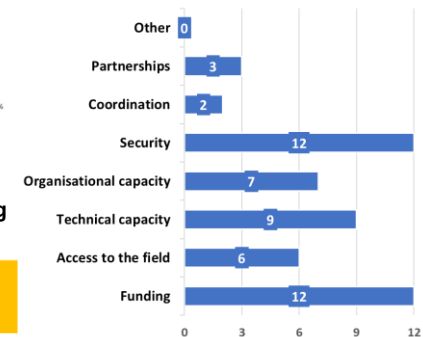
Type of Capacity Strengthening Activities Provided to Local and National Actors by UN Agencies and INGOs



Are UN agencies/INGOs actively approaching Local and National Actors' Staff?



Top Constraints of Local and National Actors



Access to donors = L/NGO attends meetings with the donor, alongside UN/INGO partners (3 = Sometimes, 4 = Frequently, 5 = Always)
 Discussing Problems = how comfortable L/NGOs are to approach UN/INGO partners to discuss problems (3 = Somewhat comfortable, 4 = Quite comfortable, 5 = Very comfortable)
 Respecting Opinions = UN/INGOs respect L/NGOs partners' point of view (3 = Some respect, 4 = Respectful, 5 = Very respectful)
 Accounting for L/NGOs' risk = Risks to L/NGO staffs' have been adequately taken into account in the partnership (3 = Moderately, 4 = Considerably, 5 = Completely);
 Capacity Development of L/NGO staffs = by UN/INGO partners (3 = Ad hoc capacity development for organization, 4 = Occasional capacity development for organization, 5 = Work very well on capacity development together)
 Inputs into Project design = consideration of L/NGOs partners' inputs into project design (3 = Some collaboration, but donor leads, 4 = Work together but donor/UN/INGO decides, 5 = Work together collaboratively as equals)
 Would recommend = If L/NGOs and UN/INGO partners would recommend others about each other (3 = Unsure, 4 = Likely to recommend, 5 = Very likely to recommend)